

Week commencing
22nd
June, 2020.


Maths

English –

Foundation Subjects

Monday

Days of the Week



Can you name all the days of the week?

Ask your child if they know all of the days of the week and where we can find them on a calendar. Allow them to discuss this. Many pupils will learn a song for the days of the week and months of the year in reception, so ask them if they know a song to remind them.


Let's Learn

1 There are 7 days in one week.

The days of the week are Monday, Tuesday, Wednesday, Thursday, Friday, Saturday and Sunday.

The first day of the week is Monday.
The last day of the week is Sunday.

The days from Monday to Friday are called weekdays.
Saturday and Sunday are called weekends.



Do they know the special names for Saturday and Sunday? How about the special names for the other days of the week? Ask them to talk about this and look for opportunities to introduce the words 'weekdays' and 'weekends'.

Challenge
Can they design their own calendar showing the days of the week?

Use adjectives to describe a character in a story

Using either a character from The Lighthouse Keeper's lunch OR a book from home write some sentences to describe a character.

Agree a points system with your child, award points for capitals, full stops, neat writing, and super spelling. Then you can give your child a score for each sentence! For children unable to write a sentence, write it so they can copy as mirror writing below.

Try using openers like those below...

Mr Grinling wears...

He has a...(eg, pipe in his mouth)

He is very _____ when his lunch is stolen.

Extra: Can your child use adjectives and 'un' words in their sentences?

History

Guess the object:
Look at Little Kippers! Episode 1
<https://www.museums.norfolk.gov.uk/time-tide/learning/lockdown-learning>

Activity:
Draw the Time and Tide Museum symbol on either a bar of soap, paper or in the sand!



Get your child to neatly write the days of the week on strips of paper. Muddle up the order and see if they can put them in the correct sequence.

Useful links:

<https://www.bbc.co.uk/bitesize/topics/zrqqtfr/articles/ztjq39q> Can you complete the quiz?

Tuesday

Months of the Year

Introduce your child to the yearly calendar and ask them what this shows. Prompt them to look for similarities and differences between each month (e.g. number of days). Discuss the number of months in a year; which is the first and the last month of the year and so on. Ask them about their birthdays.

Can your child tell you the months of the year in the correct order?

Activities

- 1) Get your child to write the months of the year on strips of paper. Muddle up the order and see if they can put them in the correct sequence.
- 2) How about making your own yearly calendar?

Use adjectives to describe food.

(This would work particularly well if you prepared a lunch of your child's favourite foods first, they could help! As they eat ask them how it tastes and write them a short word list for later (eg. juicy, salty, sweet, creamy, tangy, yummy).

After lunch...Give your child copies of the sentence starters below and ask them to write 4 super sentences- scoring points like they did yesterday.

First, I ate the ...(eg. soft sandwiches with creamy cheese.


Then I munched the...

Next I fancied some...

Finally I had the...

Art activity related to The Lighthouse Keeper's Lunch

Can you paint a picture of Mr Grinling eating his delicious lunch?



Verbally describe the food you have painted.

Wednesday

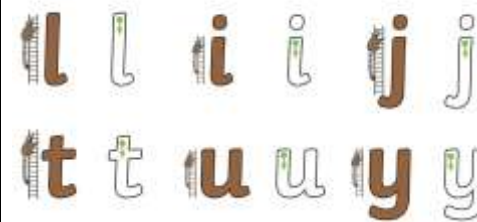
Recognising coins



To begin this lesson, provide your child with some coins and allow them to discuss what they know about these coins. Ask them questions about how many coins are big and how many are small, how many are heavy, how many are silver and so on. Ask them if they can group the coins. How can

Handwriting: practise forming the long ladder letters

Ladder Letters



Ext: write some words which contain these letters on lined paper for your child to copy, j and y need to descend below the line. Slow

Geography

Can you create a map of where you live?
What are the key features in your area?



they group them? Prompt them to look at the faces with numbers and name them by their markings (1, 2, 5 and so on). Guide them to use the terms pence and pound.

Ask if they notice anything special about the 1p and 2p coins (the 1p is smaller than the 2p but they are the same colour). Then ask them about the differences between the 5p and 10p coins, the 20p and 50p coins and the £1 and £2 coins. Show them the Let's Learn picture (image below) and ask them if they can see these differences. Prompt them to notice the shape of the coins and describe them.

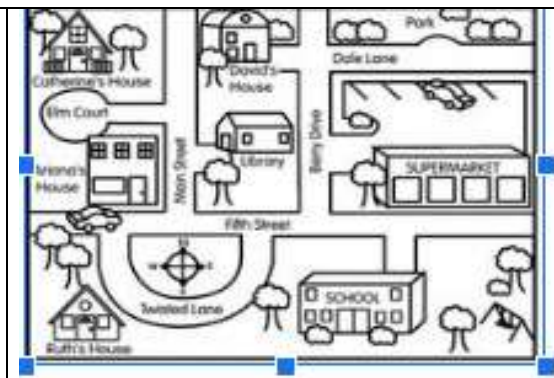
Let's Learn



If your child is unable to access coins, try this link below:
<https://www.topmarks.co.uk/money/coins-game>

<https://www.topmarks.co.uk/Interactive.aspx?cat=15>
Lots of money game links here.

exact formation is better than racing through, we often repeat writing the same word for a whole line at school. Lowercase letters should all be regular heights. Ask your child to pick their best line at the end of task time, and to pick a line they think they could improve.



Your map could be 3D!
You could build some of the key features out of Lego/ blocks/ junk modelling...

Thursday

Recognising Notes

In Focus



What notes are these?

If you can show your child a real note, this will give them an idea of its features and markings.
If this is not possible, **carefully** Google an image of a £5 note, £10 etc.

Write a story about Hamish the cat.

(2 lessons).
Remind your child about the character, he was frightened of the sea and the gulls, he lived in a lighthouse.
You are going to write a story about the night when Hamish found mice in the kitchen. Start using the opener below...

Science

(Prepare before the lesson, 3 soft toys, 3 pieces of food eg, apple, banana, strawberry), a ruler/ tape measure (you need to measure each foot and make sure they are different), perfume OR mint leaves. Ideally 1 teddy could squeak when you squeeze it.
Label teddies A, B and C,

The Five Senses: Revisit previous learning on the five senses. For each of the senses in turn: children name the sense, the action and point to the corresponding body part.
children use paper to draw an activity that uses that sense.

Discuss how to identify the notes by their features and markings (e.g. number, colour, size, picture). Ask your child if they notice anything special about the £5 and £10 notes compared to the others (e.g. shape on both sides). Show them the Let's Learn picture (image below) and ask them if they can see these differences.

Let's Learn



One starry night, Hamish heard some scratching in the kitchen. So he went to investigate.

If your child cannot write sentences, write them for them to copy underneath (a story can be as short as 3 simple sentences).

If your child says the sentences out loud to you before they write them, you can talk about anything that's not clear.

Some children enjoy writing a story with an adult, writing alternate sentences.

Sense detective

Explain that your child is going to use their senses to discover which of the teddies is your favourite, A, B or C. Give them a piece of paper to write their ideas as they go along.

- 1- 'My favourite teddy squeaks when you squeeze him' (child squeezes all teddies, writes down which one squeaked). Can your child say which sense they are using? (hearing)
- 2- Blindfold your child, tell them they are going to taste the favourite food of each teddy, my teddy's favourite food is apple'. Child writes down which teddy liked apple. Ask them, which sense are you using? (taste)
- 3- 'My teddy's foot is 10cm long' support your child when using the ruler to measure. Which sense did you use? (sight)
- 4- My favourite teddy smells like mint (OR perfume)- child sniffs each one and writes down which bear smells of mint. (smell)

In class children love this activity and often want to repeat it to find another bear. Depending on the interest/ ability of your child you could add more bears, OR have less tests if they find it tricky. You could add a touch test if you could find toys that feel different.

Friday

Money Shop
Play 'money shop' with your child. Start with 1p coins (up to 10p) first. Extend further when your child is ready.

Useful links:
<https://www.topmarks.co.uk/money/toy-shop-money>
<https://www.doorwayonline.org.uk/activities/cashing-in/cashing-in.html>

Hamish story writing lesson 2.

Start by reading through the sentences from yesterday. Aim to be writing for no longer than 30 minutes for each lesson. Encourage your child to practise reading their story at loud to you, pick your favourite sentence and tell them what makes it special (eg. the describing words you use make the picture really clear in my head.)

PE

Warm-up (with music if possible- remove obstacles from the space OR go to the park!). Choose different ways for your child to travel around the room/ garden (eg hopping, jumping, skipping, fast walking)- then shout freeze when you want them to. Repeat. Shout 'Change it' when you want them to change direction (backwards, sideways, diagonally). Coordination, sending and receiving Roll a large ball against a wall OR to a partner and catch the rebound effectively (3-5m apart).

| | | | |
|--|--|--|---|
| | | | <p>Repeat with a small ball.</p> <p>Throw a large ball and catch the rebound with 2 hands.</p> <p>Throw a tennis ball against a wall OR to a partner, catch with the other hand after 1 bounce.</p> |
|--|--|--|---|

| Weekly Maths Tasks (Aim to do 1 per day) | Weekly Reading Tasks (Aim to do 1 per day) |
|---|--|
| <ul style="list-style-type: none"> Play on Hit the Button - focus on number bonds, halves, doubles and times tables. | <ul style="list-style-type: none"> Listen to your child read and let them discuss what they have read. Encourage them to read with fluency and expression. Many websites are offering the opportunity to access books through their websites. <ul style="list-style-type: none"> Audible – A variety of free books to read online. Oxford Owl - Your child can log on to and read a book that matches their book band. First News – A free online digital download of a specialist children’s newspaper. |